

STORMWATER ADVISORY COMMITTEE



Financial Update Q3 2024



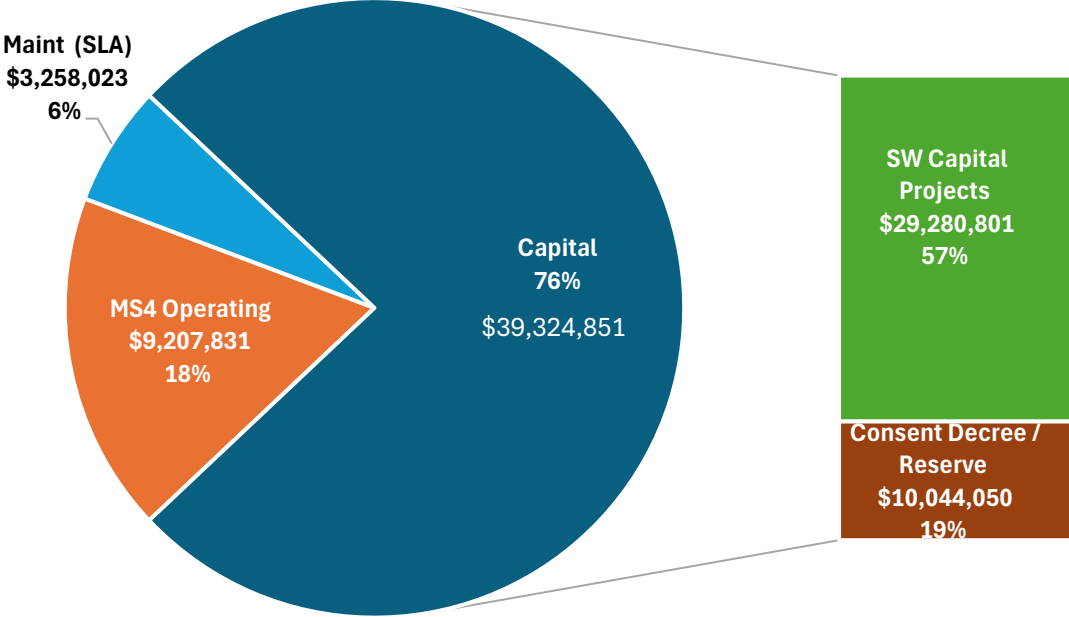
2024 Q3 Financial Overview - Budget



2024 Budget Summary

	2024 Budget	Carryover & PO Rollover	Total Available
MS4 Operating	\$ 8,413,917	\$ 793,914	\$ 9,207,831
Maint (SLA)	\$ 3,258,023	\$ -	\$ 3,258,023
SW Capital Projects	\$ 13,133,288	\$ 16,147,513	\$ 29,280,801
Consent Decree / Reserve	\$ 3,321,512	\$ 6,722,538	\$ 10,044,050
	\$ 28,126,740	\$ 23,663,965	\$ 51,790,705

2024 Budget
includes PY carryover for multi-year contracts



2024 Q3 Financial Overview



MS4 Operating and Maintenance	2024 Budget	Carryover & PO Rollover	Total Available	Contracts / Encumbrances	Expended	Total Obligations	Balance	% Remaining
MS4 Operating	\$ 8,413,917	\$ 793,914	\$ 9,207,831	\$ 1,319,201	\$ 4,821,101	\$ 6,140,302	\$ 3,067,529	33.3%
Maintenance (SLA)	\$ 3,258,023	\$ -	\$ 3,258,023		\$ 2,338,250	\$ 2,338,250	\$ 919,773	28.2%
Total	\$ 11,671,940	\$ 793,914	\$ 12,465,854	\$ 1,319,201	\$ 7,159,351	\$ 8,478,552	\$ 3,987,302	32.0%

2024 Budget is on track and sufficient to meet the current year obligations.

2024 Q3 Maintenance SLA Overview



Maintenance Service Level Agreement

Essential Function	UOM	Production Goal	Total thru Q3	% Complete
Channel Inspection	Miles	25	25	100%
Channel Maintenance	Miles	16	11	69%
Detention Pond Maintenance	Each	60	65	108%
Pipe Repair/Replacement	Linear Feet	2,500	8	0%
Pond Inspections	Percentage	100%	141%	141%
Vacuum Truck Operations	Each	8,000	7,295	91%

Ponds are to be inspected once a year, after major storm events, and after maintenance has been completed.



2024 Q3 Financial Overview - CIP

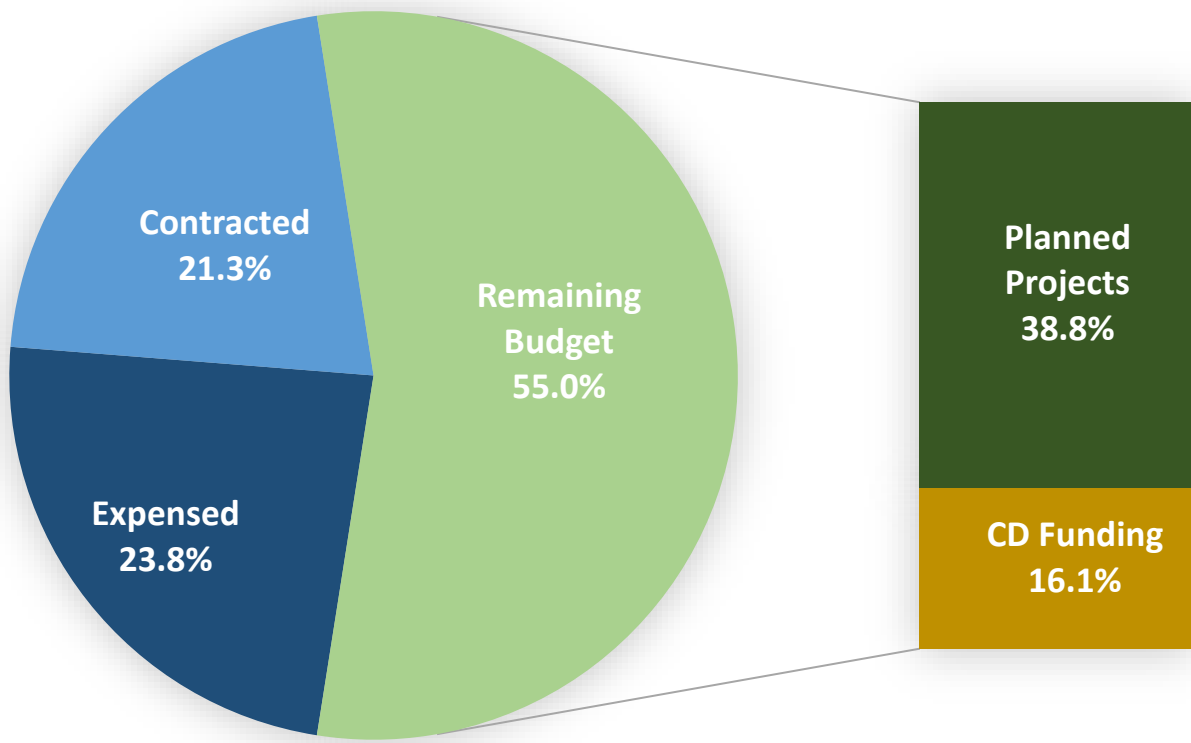


Stormwater Capital	2024 Budget	Carryover & PO Rollover	Total Available	Contracts / Encumbrances	Expended	Total Obligations	Balance	% Remaining	Planned Projects
SW Capital Budget	\$ 13,133,288	\$ 16,147,513	\$ 29,280,801	\$ 5,621,074	\$ 8,626,894	\$ 14,247,969	\$ 15,032,832	51.3%	\$ 15,032,832
CD & Reserve	\$ 3,321,512	\$ 6,722,538	\$ 10,044,050	\$ 2,737,951	\$ 719,720	\$ 3,457,671	\$ 6,586,379	65.6%	\$ 1,100,000
Total	\$ 16,454,800	\$ 22,870,051	\$ 39,324,851	\$ 8,359,026	\$ 9,346,614	\$ 17,705,640	\$ 21,619,211	55.0%	\$ 16,132,832

2024 Q3 Financial Overview – CIP Chart



Stormwater Capital



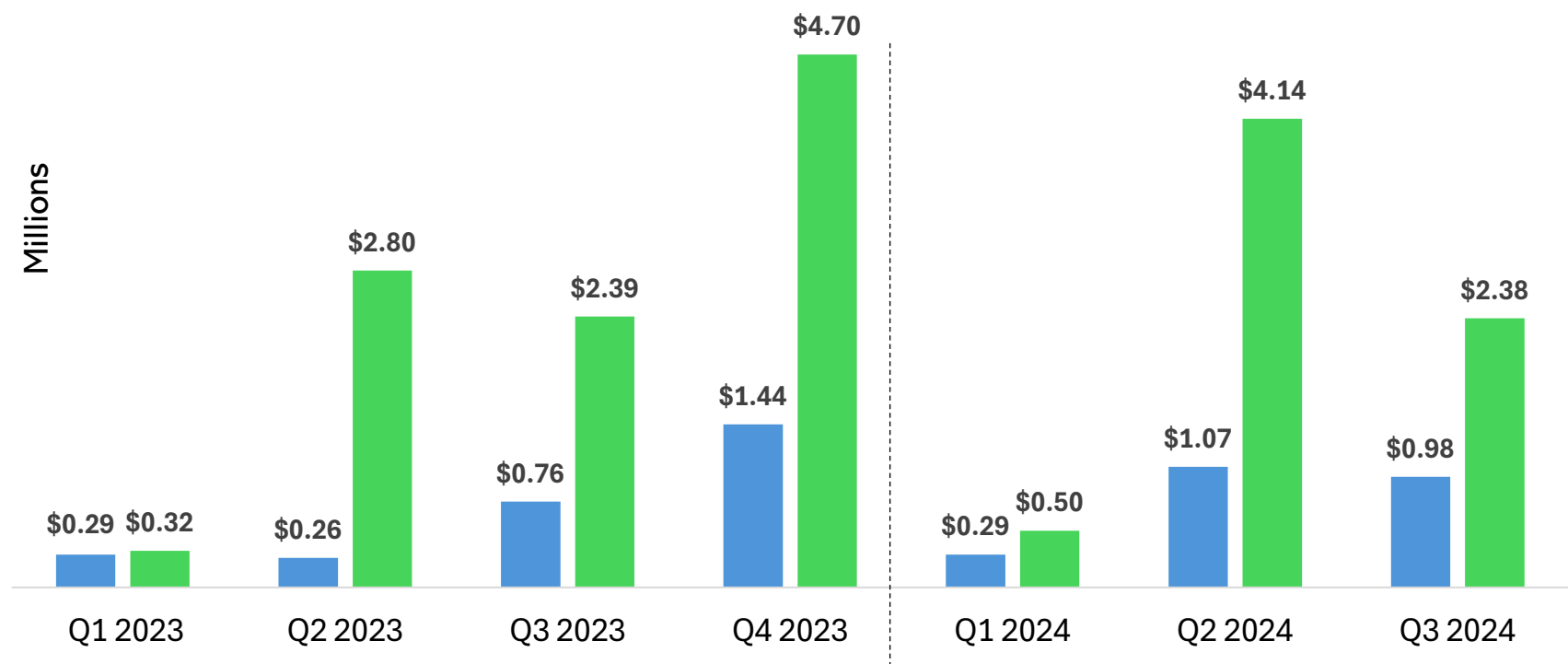
- *Park Visa Drainage Imps.*
- *Sand Creek Pond 2*
- *Valley High Channel Imps*

CIP YOY Quarterly Expenditures



Capital Expenditures

■ DESIGN ■ CONSTRUCTION

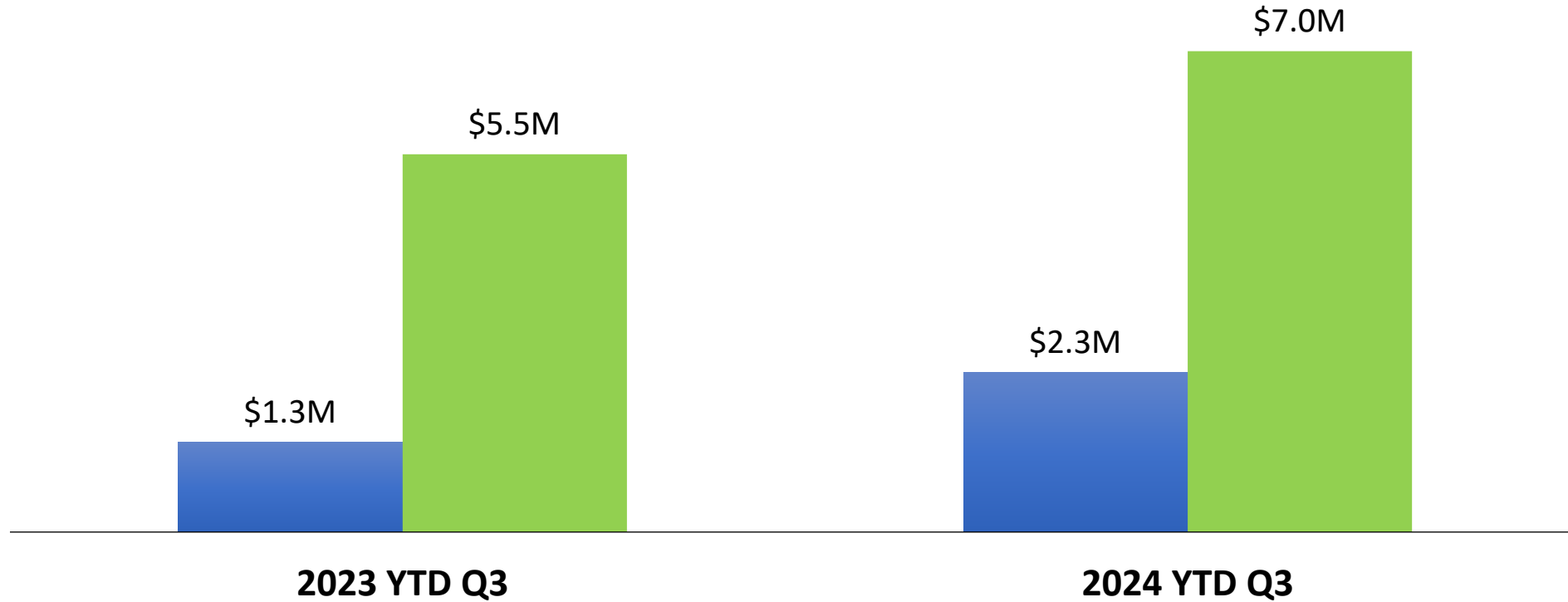


CIP Q3 YOY- Expenditures

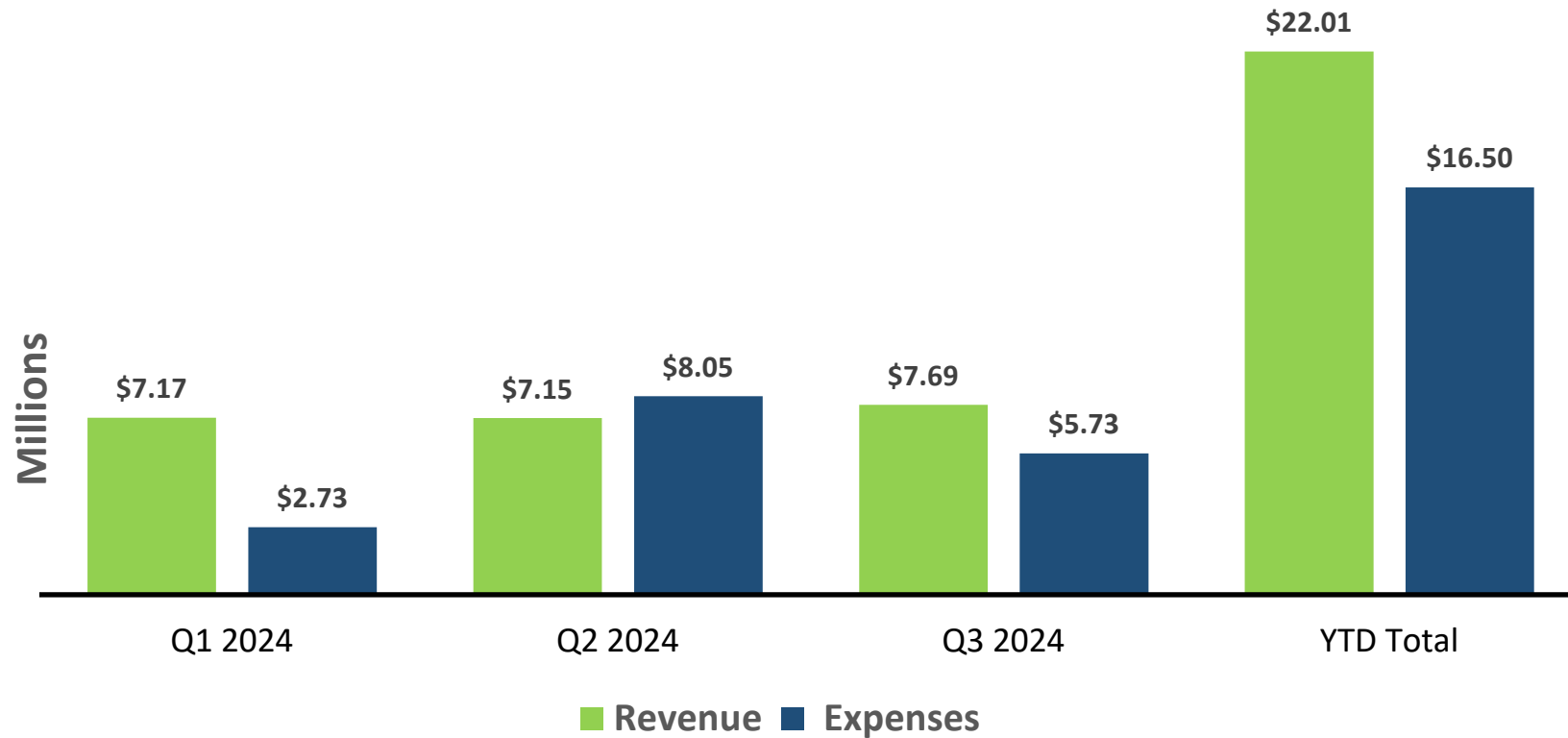


Capital Expenditures Q3 YOY

■ DESIGN ■ CONSTRUCTION

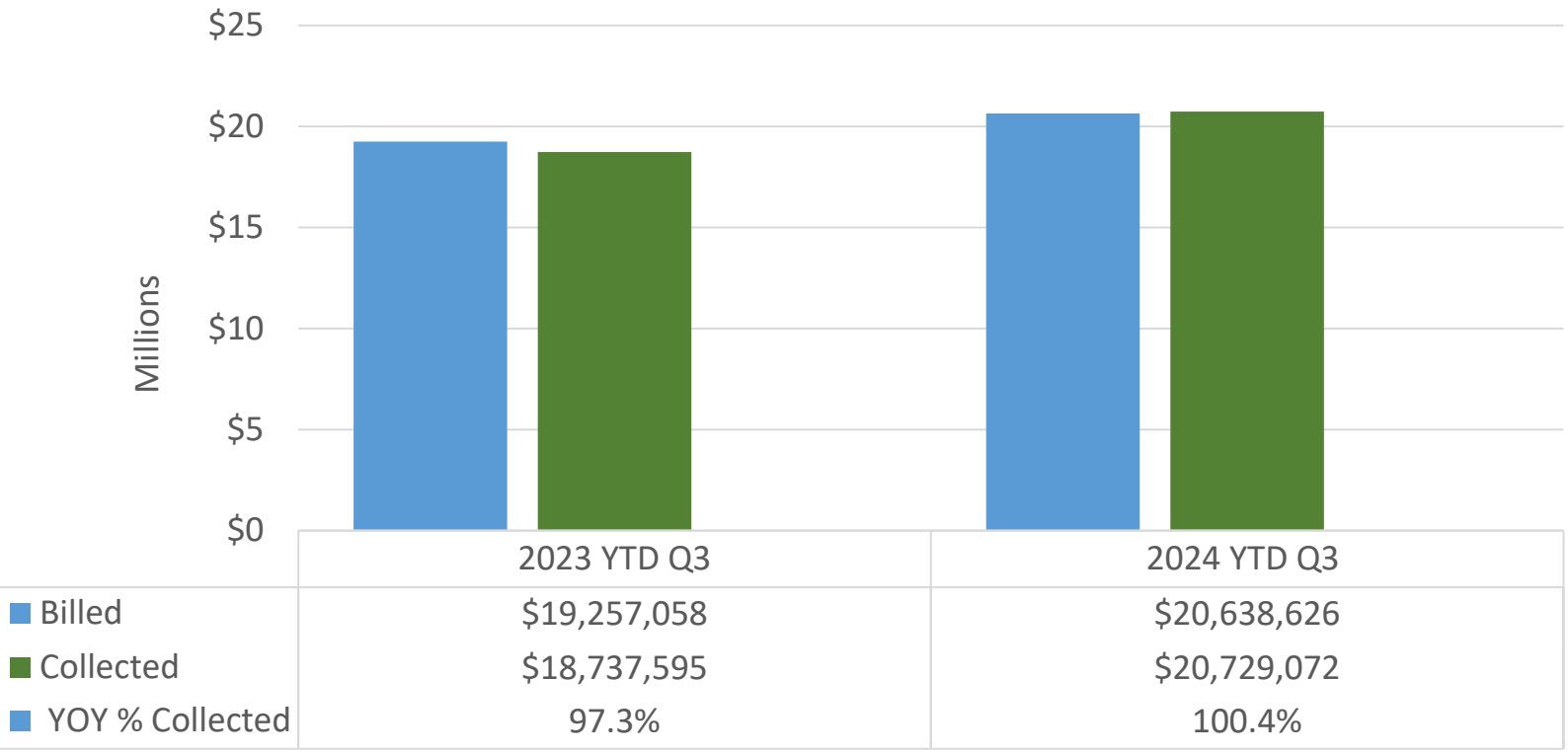


2024 Revenues and Expenditures



All revenue sources

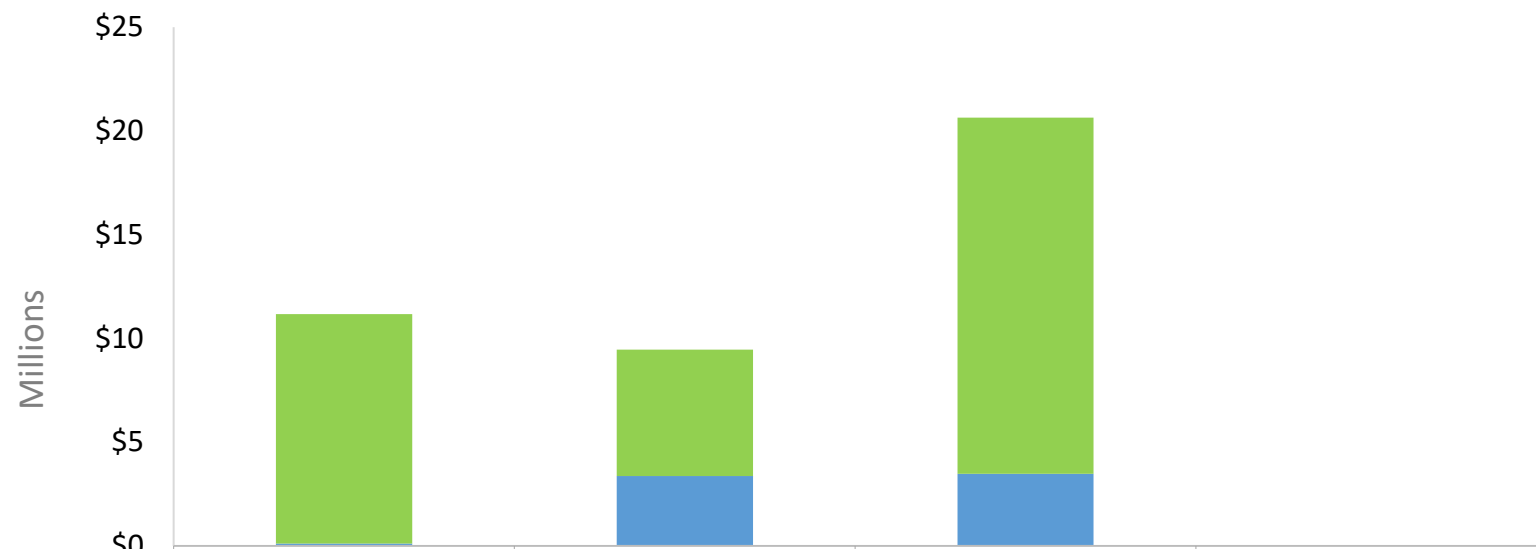
SW Fees Billed and Collected



Note: Increase in billed includes growth and July 2023 fee increases
 July 2023 Res fee increase from \$7.50 to \$8.00 per unit, Non-Res fee increase from \$43 to \$45 per ac.



SW Fees Billed CSU vs CLA



	Residential	Non-Residential	Total	% Billed
CSU YTD 2024	\$11,058,296	\$6,097,966	\$17,156,262	83%
CLA YTD 2024	\$120,640	\$3,361,724	\$3,482,364	17%
CSU Parcels	149,121	7,188	156,309	96%
CLA Parcels	1,546	5,370	6,916	4%

SW Billing Transfers to CSU



Multi-phased approach to bill stormwater fees thru CSU

- 2018** CSU billed residential fees on the water utility bill 135,000 accts.
City direct billed multi-unit residential and non-residential thru CLA 19,500 accts.
- 2019 - 2021** City/CSU Collaborated to move multi-unit and non-residential accts.
6,700 accts. trans. to water utility bills (1,845 multi-unit and 4,855 non-residential)
- 2022 - 2023** Separate Stormwater Utility service point was added with the CSU C2M software upgrade
6,758 accts. trans. to any active utility service (5,870 res, 888 Non-res)
- 2024** City/CSU collaboration continues to transfer the remaining non-utility customers to CSU
~ 6,900 accts. remaining with CLA direct billed to property owners
- ✓ Stormwater Business Requirements have been established
 - ✓ Scope-of-work has been defined for the software upgrade
 - ✓ RFP is currently underway as of mid-November
 - o 2025 Software development timeline TBD
 - o Potential go-live Q4 2025 or Q1 2026

